

GRADUATE MEDICAL EDUCATION TRENDS IN NEVADA – 2022

Tabor Griswold, PhD

John Packham, PhD

Jeannine Warner, MBA

Laima Etchegoyhen, MPH

October 2022



**NEVADA HEALTH
WORKFORCE**
RESEARCH CENTER



University of Nevada, Reno
School of Medicine

Office of Statewide Initiatives

Graduate Medical Education Trends in Nevada – 2022 is a publication from the Nevada Health Workforce Research Center in the Office of Statewide Initiatives at the University of Nevada, Reno School of Medicine.

The mission of the Office of Statewide Initiatives is to improve the health of Nevadans through statewide engagement, education, and research.

The purpose of the Nevada Health Workforce Research Center is to improve the collection and analysis of data on health workforce supply and demand to enhance health workforce planning and development in <https://med.unr.edu/statewide>

Graduate Medical Education Trends in Nevada – 2022

Graduate Medical Education Trends in Nevada – 2022 contains current information about physicians who have completed accredited residency and fellowship programs in Nevada. This research brief utilizes data from an annual survey of physicians completing GME in Nevada over the past decade. A snapshot of GME graduates in 2022 is contained in Appendix A. The survey instrument is contained in Appendix B.

The survey has been undertaken by the Office of Statewide Initiatives (OSI) at the University of Nevada, Reno School of Medicine since 2004. Surveys were received from 196 of 252 GME graduates in Nevada, a response rate of 77.8%. The OSI survey data contained in this report is supplemented with licensure data from the Nevada State Board of Medical Examiners and the Nevada State Board of Osteopathic Medicine to determine overall retention rates.

Highlights from the 2022 survey and this report include:

- Over the past decade, the number of physicians completing GME in Nevada grew from 96 graduates in 2013 to 252 graduates in 2022 (162.5%) (Figure 1).
- Over the past decade, the number of physicians completing residency programs in southern Nevada grew from 54 graduates in 2013 to 172 graduates in 2022 (218.5%); in northern Nevada, the number of physicians completing residency programs grew from 20 in 2013 to 39 in 2022 (95.0%); and the number and growth rate of graduating fellows in northern Nevada has remained the same, 8 fellows, whereas the fellows in southern Nevada had increased from 6 to 31, (316.7%) (Figure 2).
- In 2022, 39.3% of all GME graduates will remain in Nevada to begin clinical practice or pursue additional training and 60.7% plan to leave Nevada (Figure 3).
- In 2022, 41.0% of GME graduates in southern Nevada will remain in Nevada to begin clinical practice or pursue additional training and 59.0% plan to leave Nevada (Figure 4).
- In 2022, 31.9% of GME graduates in northern Nevada will remain in Nevada to begin clinical practice or pursue additional training and 68.1% plan to leave Nevada (Figure 5).
- Over the past ten years, 40.8% of 1,506 GME graduates indicated that they will remain in Nevada to begin clinical practice or pursue additional training and 59.2% plan to leave Nevada (Figure 6).

- Over the past ten years, 40.7% of 1,110 GME graduates in southern Nevada indicated that they will remain in Nevada to begin clinical practice or pursue additional training and 59.3% planned to leave Nevada (Figure 7).
- Over the past ten years, 46.0% of 396 GME graduates in northern Nevada indicated that they will remain in Nevada to begin clinical practice or pursue additional training and 54.0% planned to leave Nevada (Figure 8).
- Over the past ten years, it appears that the retention rate varies little year by year. The actual number retained has increased as the pool of graduates increased from 96 to 252. In 2013, 28 were retained of 96 graduates and in 2022, 99 were retained from 252 graduates (Figure 9, Appendices C-E).
- Over the past ten years in northern Nevada, it appears that the retention rate varies little year by year. The total graduates over ten years is 497 of which 175 remained in the state. Retained physicians range from a low of 9 in 2014 to a high of 27 in 2021. (Figure 10, Appendices C-E).
- Over the past ten years in southern Nevada, it appears that the retention rate varies little year by year. The actual number retained has increased as the pool of graduates increased. In 2013, 14 were retained of 68 graduates and in 2022, 84 were retained from 205 graduates (Figure 11, Appendices C-E).
- In 2022, 135 physicians completed primary care residency programs in Nevada (family medicine, internal medicine, and pediatrics), including 102 graduates in southern Nevada and 33 graduates in northern Nevada (Figure 12).
- Over the past decade, the number of physicians completing primary care GME programs in Nevada grew from 51 graduates in 2013 to 135 graduates in 2022 (164.7%) (Figure 12).
- In 2022, 126 physicians completed medical and surgical specialty residency and fellowship programs in Nevada, including 103 graduates in southern Nevada and 23 graduates in northern Nevada (Figure 13).
- Over the past decade, the number of physicians completing medical and surgical specialty GME programs in Nevada grew from 45 graduates in 2013 to 127 graduates in 2022 (180.0%) (Figure 13).

Appendix C contains program-level information on GME positions in Nevada retrieved from the Accreditation Council for Graduate Medical Education (ACGME) on July 1, 2022. Appendices D through F provide program-level information on GME graduates and retention in Nevada over the past decade.

Figure 1 highlights that the number of physicians completing GME in Nevada grew from 88 graduates in 2013 to 252 graduates in 2022, a growth rate of 186.4%. The number of graduating residents in Nevada grew from 74 to 213, a growth rate of 187.8%. The number of graduating fellows in Nevada grew from 14 to 39, a growth rate of 178.6%.

Figure 1: GME Graduates in Nevada – 2013 to 2022

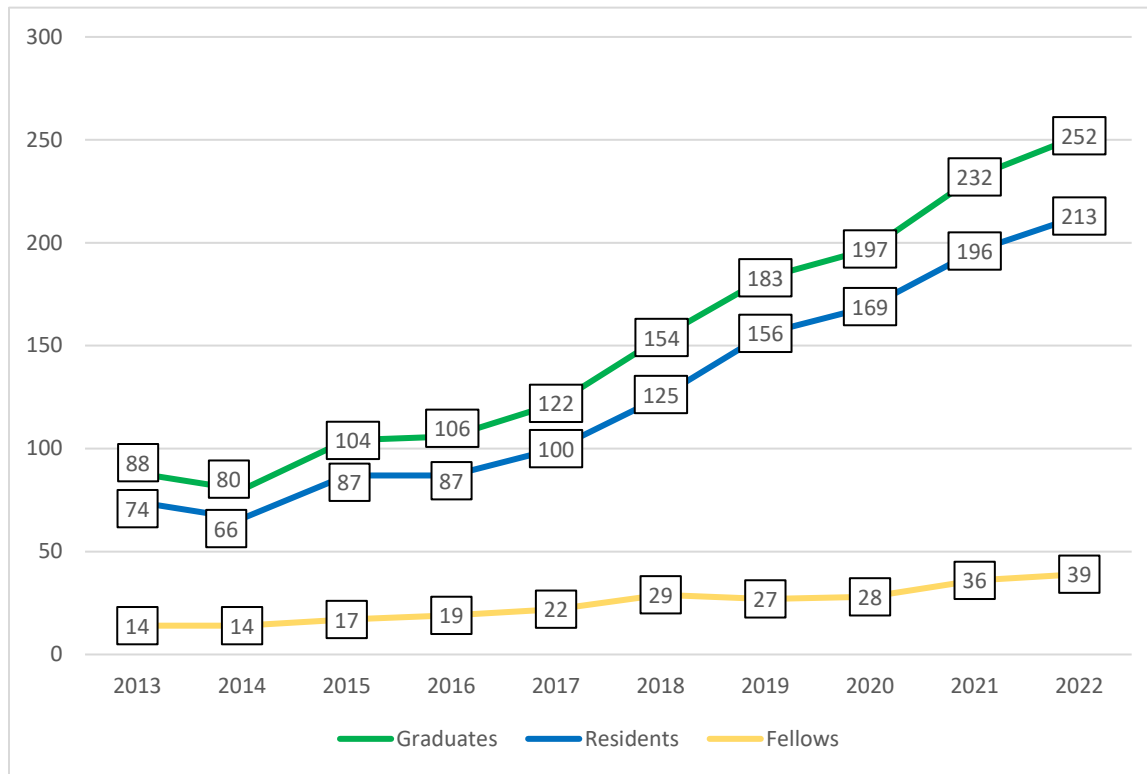


Figure 2 highlights the distribution of residents and fellows completing GME programs in Nevada. Residents in southern Nevada grew from 54 graduates in 2013 to 173 graduates in 2022, a growth rate of 220.3%. The number of residents graduating in northern Nevada grew from 20 to 40, a growth rate of 100.0%. The number and growth rate of graduating fellows in both regions of the state over the past decade has been comparatively modest.

Figure 2: GME Graduates by Region in Nevada – 2013 to 2022

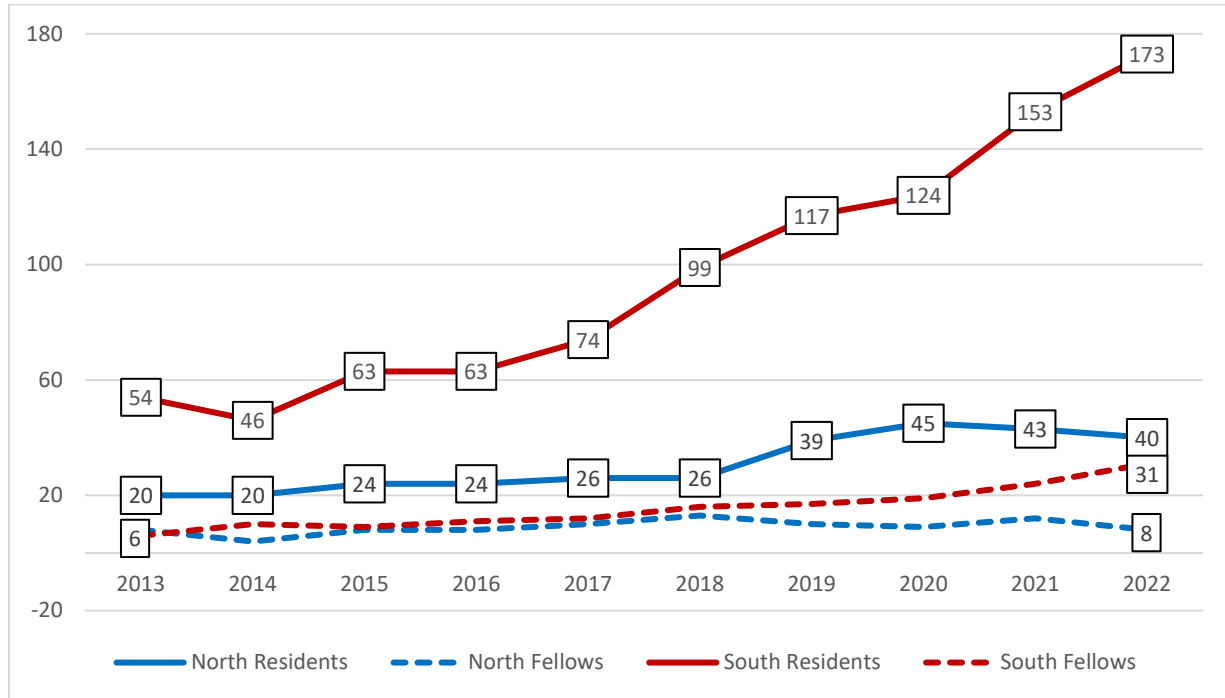


Figure 3: Employment, Training, and Location Plans of GME Graduates in Nevada – 2022

	Beginning Clinical Practice	Continuing Training	Total
Remaining in Nevada	86 (36.1%)	13 (5.5%)	99 (41.6%)
Leaving Nevada	103 (43.3%)	36 (15.1%)	139 (58.4%)
Total	189 (79.4%)	49 (20.6%)	238 (100.0%)

Figure 4: Employment, Training, and Location Plans of GME Graduates in Southern Nevada – 2022

	Beginning Clinical Practice	Continuing Training	Total
Remaining in Nevada	73 (38.2%)	11 (5.8%)	84 (44.0%)
Leaving Nevada	76 (39.8%)	31 (16.2%)	107 (56.0%)
Total	149 (78.0%)	42 (22.0%)	191 (100.0%)

Figure 5: Employment, Training, and Location Plans of GME Graduates in Northern Nevada – 2022

	Beginning Clinical Practice	Continuing Training	Total
Remaining in Nevada	13 (27.7%)	2 (4.3%)	15 (31.9%)
Leaving Nevada	27 (57.4%)	5 (10.6%)	32 (68.1%)
Total	40 (85.1%)	7 (14.9%)	47 (100.0%)

Figure 6: Employment, Training, and Location Plans of GME Graduates in Nevada – 2013 to 2022

	Beginning Clinical Practice	Continuing Training	Total
Remaining in Nevada	555 (36.9%)	78 (5.2%)	633 (42.0%)
Leaving Nevada	544 (36.1%)	329 (21.8%)	873 (58.0%)
Total	1,099 (73.0%)	407 (27.0%)	1,506 (100.0%)

Figure 7: Employment, Training, and Location Plans of GME Graduates in Southern Nevada – 2013 to 2022

	Beginning Clinical Practice	Continuing Training	Total
Remaining in Nevada	402 (36.2%)	50 (4.5%)	452 (40.7%)
Leaving Nevada	390 (35.1%)	268 (24.1%)	658 (59.3%)
Total	792 (71.4%)	318 (28.6%)	1,110 (100.0%)

Figure 8: Employment, Training, and Location Plans of GME Graduates in Northern Nevada – 2013 to 2022

	Beginning Clinical Practice	Continuing Training	Total
Remaining in Nevada	153 (38.6%)	28 (7.1%)	181 (45.7%)
Leaving Nevada	154 (38.9%)	61 (15.4%)	215 (54.3%)
Total	307 (77.5%)	89 (22.5%)	396 (100.0%)

Figure 9 highlights that the number of physicians completing GME in Nevada grew from 88 graduates in 2013 to 232 graduates in 2022, a growth rate of 163.6%. Over the past decade, the percent of physicians who remained in Nevada to begin practice or continue training ranged from a low of 29.5% in 2017 to a high of 45.2% in 2015. In 2022, only 5.5% of graduates remained in Nevada to pursue additional training, as compared to 15.1% who left the state to pursue fellowships or additional subspecialty training. These data highlight the substantial proportion of GME graduates who continue to leave the state for fellowships which do not exist in Nevada.

Figure 9: Employment, Training, and Location Plans of GME Graduates in Nevada – 2013 to 2022

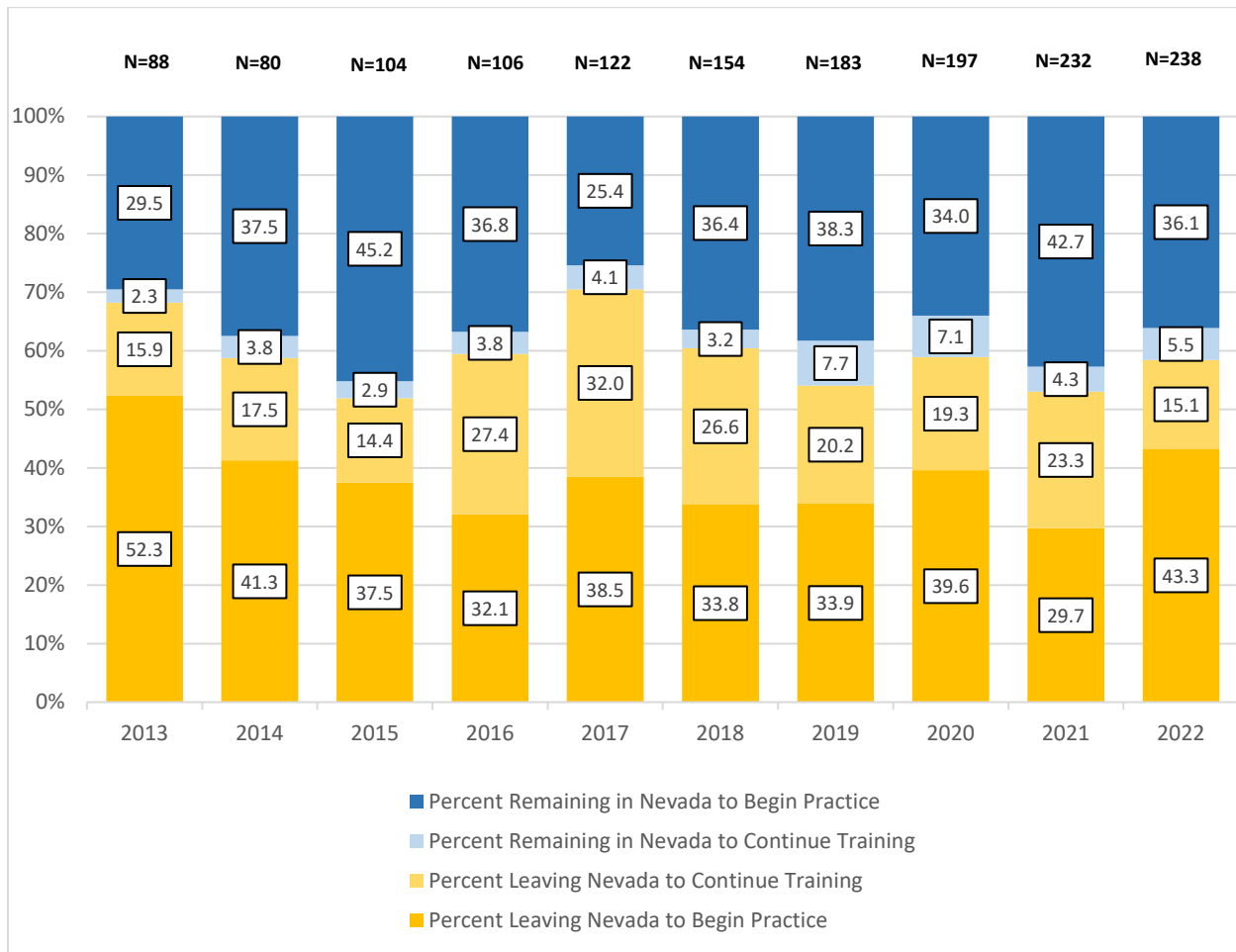


Figure 10 highlights that the number of physicians completing GME in southern Nevada grew from 60 graduates in 2013 to 191 graduates in 2022, a growth rate of 218.3%. Over the past decade, the percent of physicians who remained in Nevada to begin practice or continue training ranged from a low of 20.9% in 2017 to a high of 46.3% in 2022. In 2022, only 5.8% of graduates remained in Nevada to pursue additional training, as compared to 16.2% who left the state to pursue fellowships or additional subspecialty training.

Figure 10: Employment, Training, and Location Plans of GME Graduates in Southern Nevada – 2013 to 2022

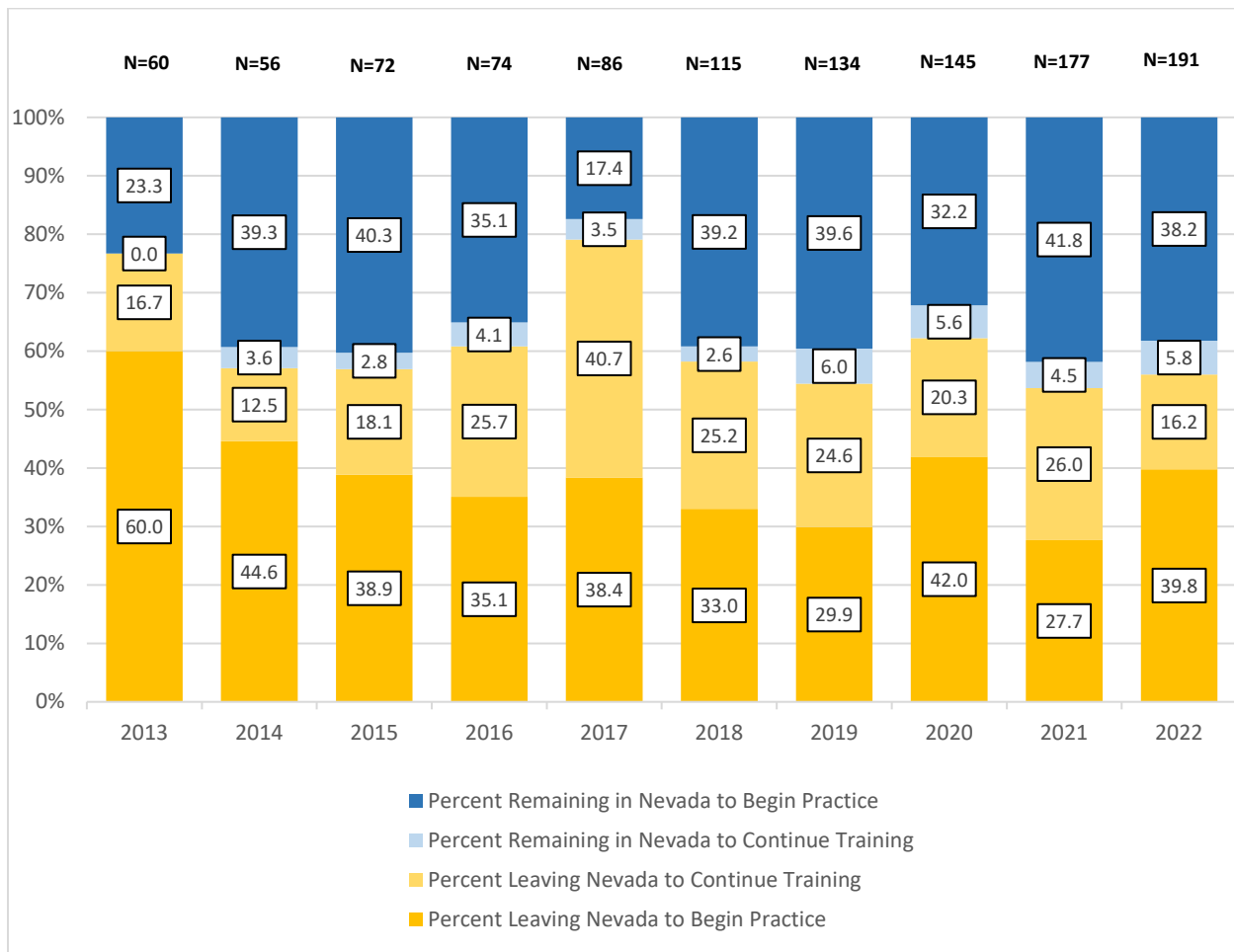


Figure 11 highlights that the number of physicians completing GME in northern Nevada grew from 28 graduates in 2013 to 47 graduates in 2022, a growth rate of 67.9%. Over the past decade, the percent of physicians who remained in Nevada to begin practice or continue training ranged from a low of 32.0% in 2022 to a high of 59.4% in 2015. In 2022, only 4.3% of graduates remained in Nevada to pursue additional training, as compared to 10.6% who left the state to pursue fellowships or additional subspecialty training. More graduates in northern Nevada left the state to begin practicing in 2022 than in any of the previous ten years.

Figure 11: Employment, Training, and Location Plans of GME Graduates in Northern Nevada – 2013 to 2022

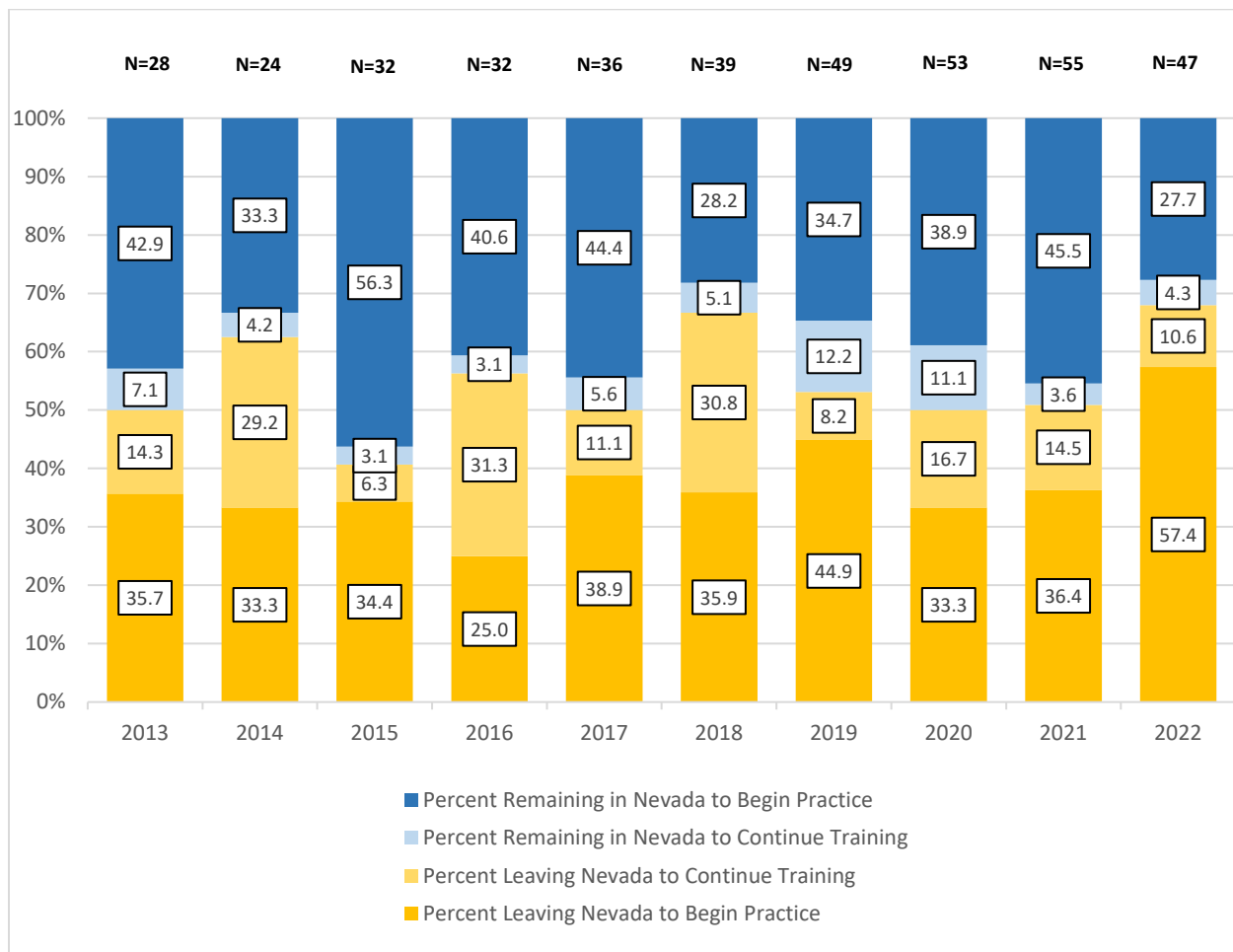


Figure 12 highlights that the number of physicians completing primary care GME programs (family medicine, internal medicine, and pediatrics) in Nevada grew from 51 graduates in 2013 to 135 graduates in 2022, a growth rate of 164.7%. The number of surveyed graduates in southern Nevada grew from 34 to 102, a growth rate of 200.0%. The number of surveyed graduates in northern Nevada grew from 17 to 33, a growth rate of 94.1%.

Figure 12: GME Graduates in Nevada: Primary Care – 2013 to 2022

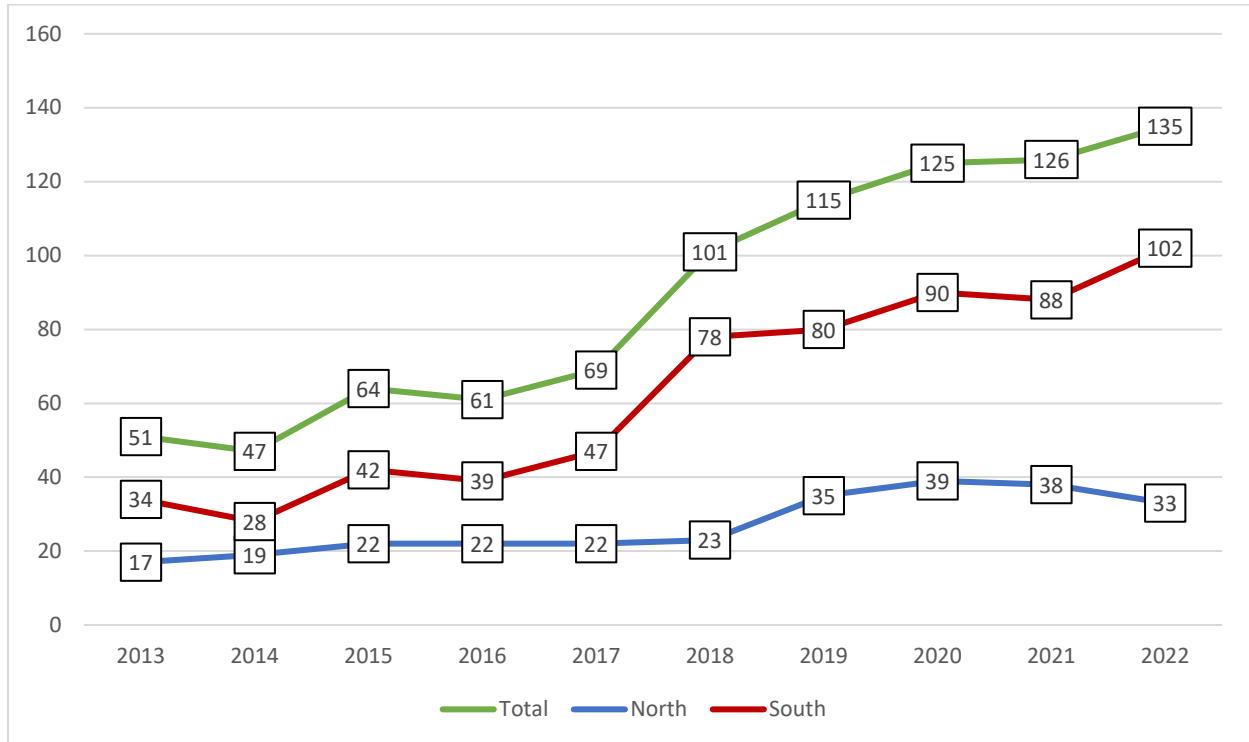


Figure 13 highlights the distribution of residents and fellows completing medical and surgical GME programs in Nevada. Graduates in Nevada grew from 45 in 2013 to 126 in 2022, a growth rate of 180.0%. The number of graduates in southern Nevada grew from 34 in 2013 to 103 in 2022, a growth rate of 202.9%. The number of graduates in northern Nevada grew from 11 to 23, a growth rate of 109.1%.

Figure 13: GME Graduates in Nevada: Medical and Surgical Specialties – 2013 to 2022

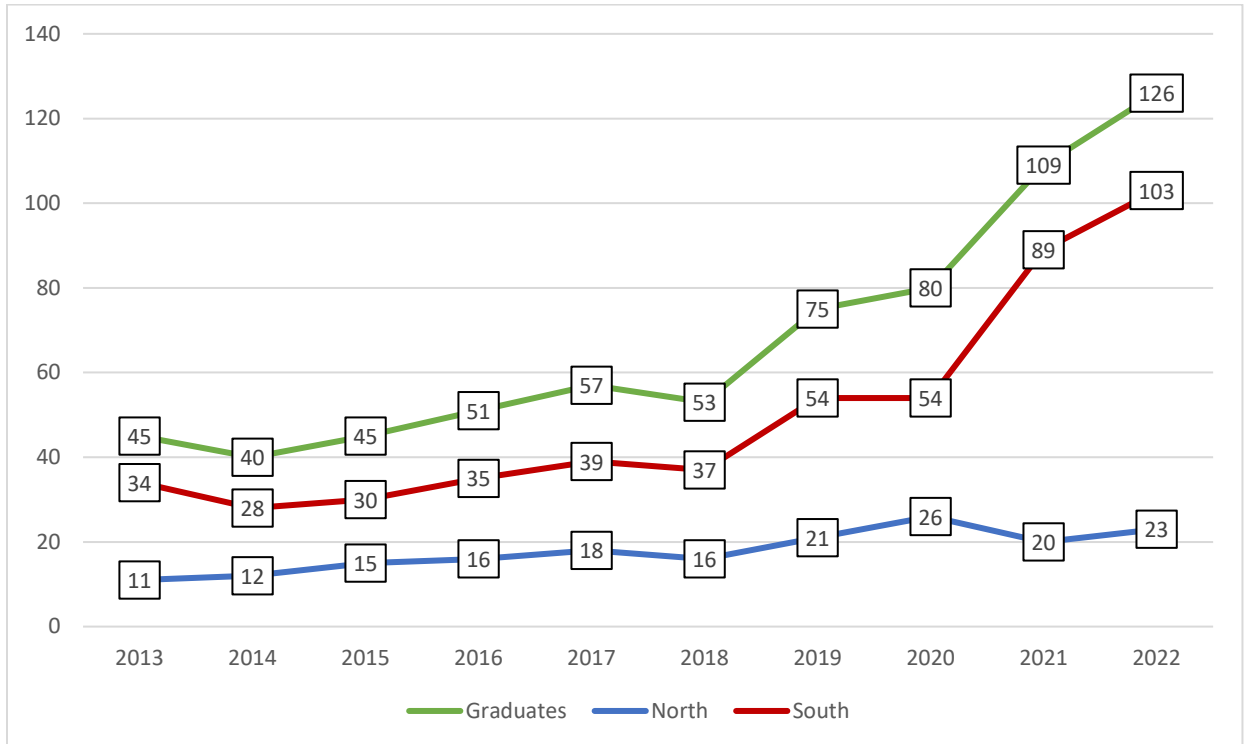


Figure 14 highlights that the number of physicians completing primary care residency programs (family medicine, internal medicine, and pediatrics programs) in Nevada grew from 51 graduates in 2013 to 135 graduates in 2022, a growth rate of 164.7%. Over the past decade, the percent of primary care physicians who remained in Nevada to begin practice or continue training ranged from 34.1% in 2013 to 61.0% in 2016. In 2022, 41.5% of primary care physicians remained in Nevada, as compared to 58.5% who left the state to begin practice or pursue additional training. The majority of primary care GME graduates over ten years have consistently left the state for sub-specialty training and practice opportunities that are limited in Nevada.

Figure 14: Employment, Training, and Location Plans of GME Graduates Completing Primary Care Residency Programs in Nevada – 2013 to 2022

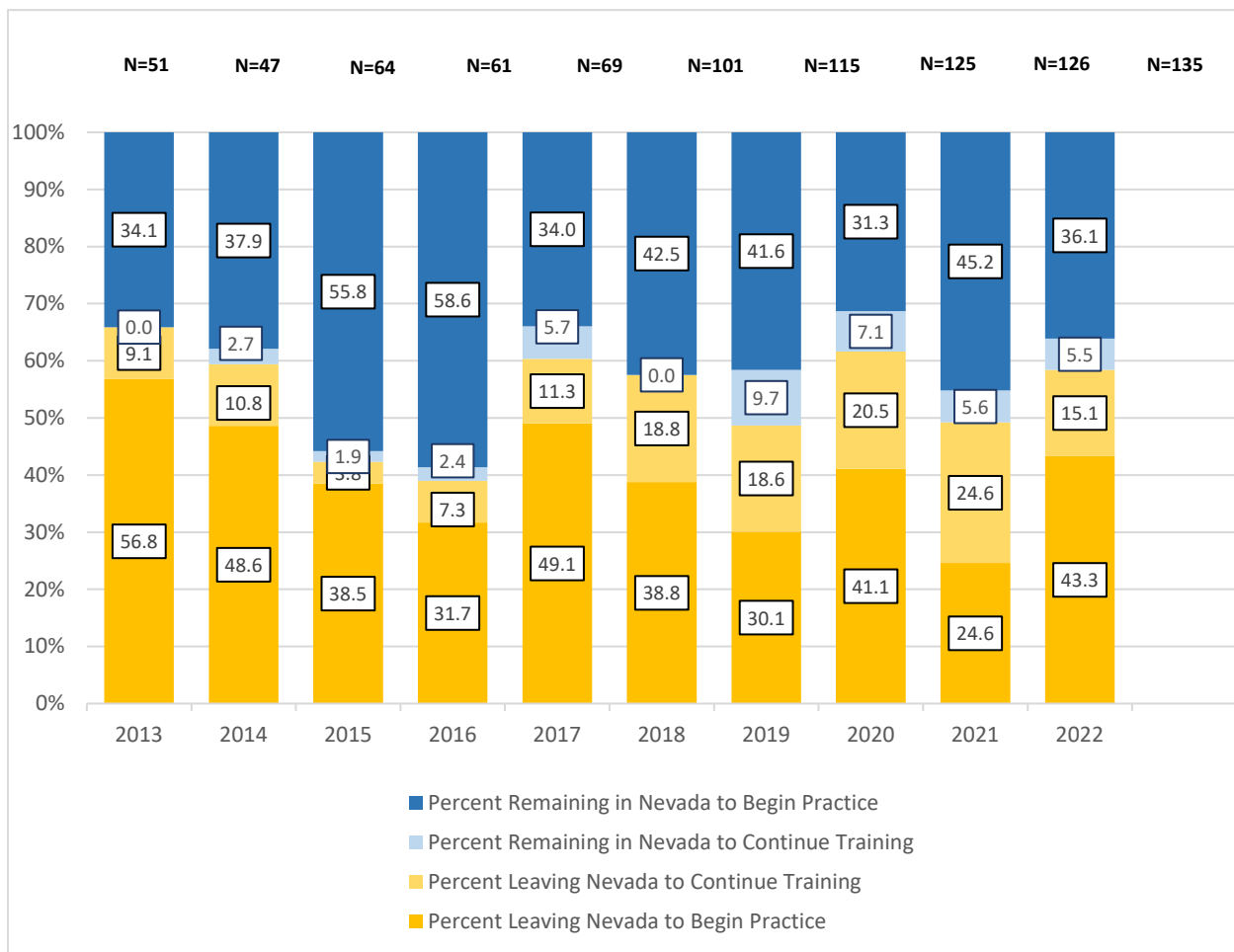


Figure 15 highlights that the number of physicians completing primary care residency programs in southern Nevada grew from 34 graduates in 2013 to 135 graduates in 2022, a growth rate of 297.1%. Over the past decade, the percent of primary care physicians who remained in Nevada to begin practice or continue training ranged from 20.6% in 2015 to 50.8% in 2021. In 2022, 41.5% of primary care physicians remained in Nevada, as compared to 58.5% who left the state to begin practice or pursue additional training. In 2015, 58.8% left Nevada for additional training and in 2022, only 13.3% left Nevada for additional training.

Figure 15: Employment, Training, and Location Plans of GME Graduates Completing Primary Care Residency Programs in Southern Nevada – 2013 to 2022

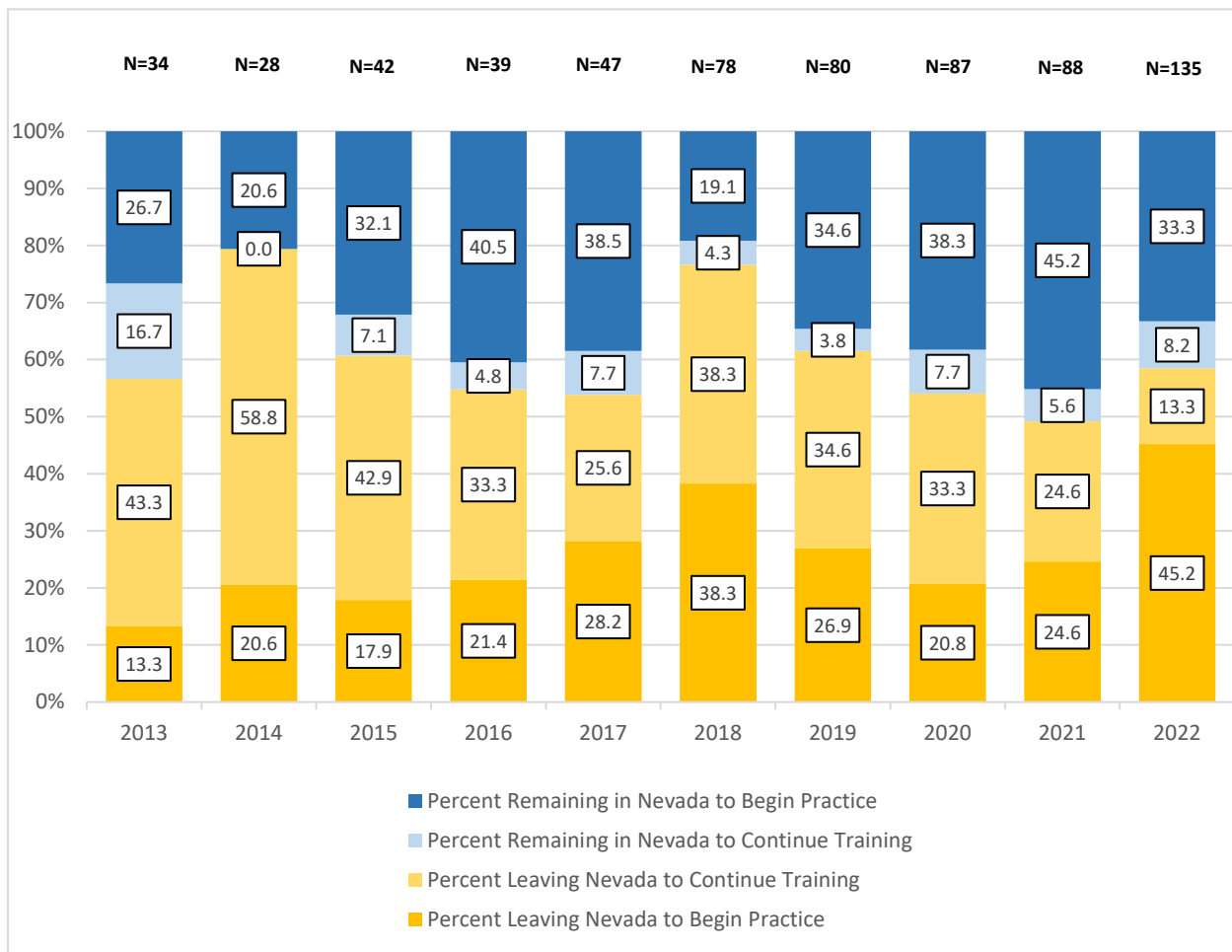


Figure 16 highlights that the number of physicians completing primary care residencies (family medicine, internal medicine, and pediatrics programs) in northern Nevada grew from 17 graduates in 2013 to 33 graduates in 2022, a growth rate of 94.1%. Over the past decade, the percent of primary care physicians who remained in Nevada to begin practice or continue training ranged from 26.3% in 2015 to 63.6% in 2016. In 2022, 36.4% of primary care physicians remained in Nevada, as compared to 63.7% who left the state to begin practice or pursue additional training.

Figure 16: Employment, Training, and Location Plans of GME Graduates Completing Primary Care Residency Programs in Northern Nevada – 2013 to 2022

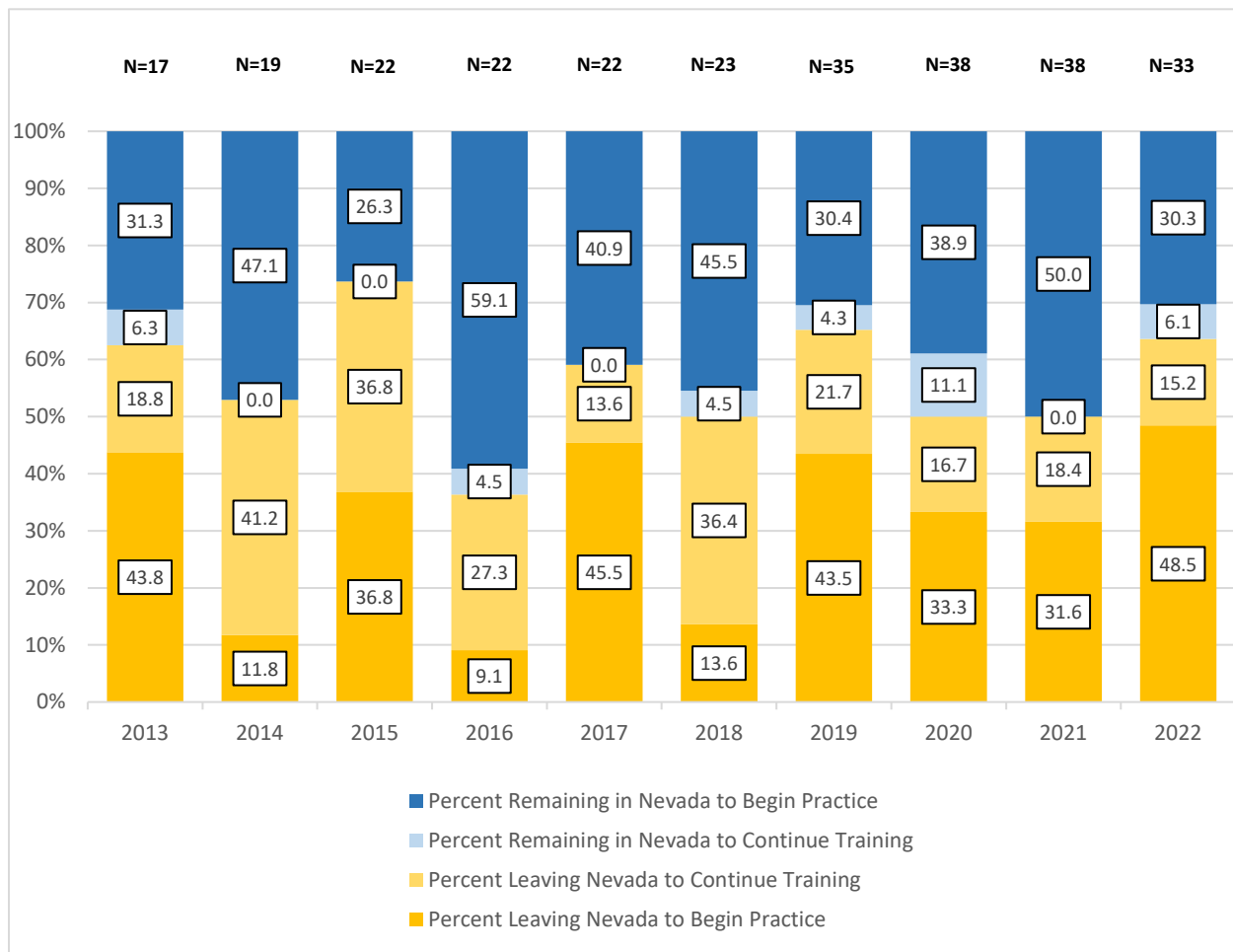


Figure 17 provides data on employment barriers facing physicians in the Nevada job market as reported by GME graduates in 2022. The top barrier was unique to each section of retention. GME graduates leaving northern Nevada reported lack of employment opportunities for starting salary or compensation and quality of life as the top barriers. GME graduates leaving southern Nevada reported lack of employment for spouse and quality of life as the top employment barriers.

Figure 17: Employment Barriers in the Current Nevada Job Market – 2022

Remaining in Northern Nevada	Remaining in Southern Nevada
<ol style="list-style-type: none"> 1. Lack of experience (33.3%) 2. Ability to manage student loans (20.0%) Lack of desirable shifts (20.0%) Lack of jobs meeting visa criteria (20.0%) 3. Lack of jobs in specialty areas (13.3%) <p style="text-align: center;">n=15</p>	<ol style="list-style-type: none"> 1. Ability to manage student loans (39.3%) 2. Starting salary or compensation (36.9%) 3. Quality of life (27.4%) 4. Lack of desirable shifts (21.4%) Credentialing issues (21.4%) <p style="text-align: center;">n=84</p>
Leaving Northern Nevada	Leaving Southern Nevada
<ol style="list-style-type: none"> 1. Starting salary or compensation (28.1%) 2. Quality of life (25.0%) 3. Ability to manage student loans (21.9%) 4. Lack of employment for spouse (18.8%) Lack of jobs in specific region (18.8%) <p style="text-align: center;">n=32</p>	<ol style="list-style-type: none"> 1. Lack of employment for spouse (31.3%) 2. Quality of life (28.0%) 3. Starting salary or compensation (23.4%) Ability to manage student loans (23.4%) 4. Lack of jobs in specialty areas (13.1%) Lack of desirable shifts (13.1%) Credentialing issues (13.1%) <p style="text-align: center;">n=107</p>

Note: Responses were summarized from Q27, “Which of the following best describes employment barriers in the current job market in Nevada for graduating physicians? Check all that apply.”

Figure 18 provides information on incentives offered by employers as reported by physicians completing GME programs in 2022. Starting salary was identified as a top incentive regardless of whether or not a graduate remained in or left Nevada. Physicians leaving northern Nevada selected career development opportunities as the main incentive offered not starting salary.

Figure 18: Employment Incentives Reported by GME Graduates – 2022

Remaining in Northern Nevada	Remaining in Southern Nevada
<ol style="list-style-type: none"> 1. Starting salary or compensation (53.3%) 2. Career development opportunities, e.g. CME (33.3%) 3. Income guarantees (26.7%) 4. Sign-on bonuses (26.7%) 5. Educational Loan Repayment (20.0%) <p style="text-align: center;">n=15</p>	<ol style="list-style-type: none"> 1. Starting salary or compensation (45.2%) 2. H1 Visa sponsorship (36.9) 3. Sign-on bonus (35.7) 4. Career development opportunities, e.g. CME (26.2%) 5. Educational Loan Repayment (15.5%) <p style="text-align: center;">n=84</p>
Leaving Northern Nevada	Leaving Southern Nevada
<ol style="list-style-type: none"> 1. Career development opportunities, e.g. CME (46.9%) 2. Sign-on bonus (43.8%) 3. Starting salary or compensation (40.6%) 4. Relocation allowances (34.4%) 5. Income guarantees (28.1%) <p style="text-align: center;">n=32</p>	<ol style="list-style-type: none"> 1. Starting salary or compensation (25.2%) 2. Relocation allowance (24.3%) 3. Career development opportunities (24.3%) 4. Sign-on bonus (21.5%) 5. Income guarantees (15.0%) <p style="text-align: center;">n=107</p>

Note: Responses were summarized from Q32, “Please identify all the incentives you received for accepting your new job. Check all that apply.”

Figure 19 provides data on factors influencing GME graduates’ decision to remain in or leave Nevada. Quality of life and availability of fellowship opportunities were key factors identified by graduates regardless of whether they stayed in or left northern Nevada. Graduates leaving southern Nevada reported that leaving had to do more with fellowship training than salary or ability to find a job.

Figure 19: Factors Influencing GME Graduates’ Decision to Remain in Nevada – 2022

Remaining in Northern Nevada	Remaining in Southern Nevada
<ol style="list-style-type: none"> 1. Quality of life (46.7%) 2. Family in Nevada (20.0%) 3. Practice Setting (13.3%) 4. Ability to find a job (6.7%) Educational Debt (6.7%) Fellowship availability (6.7%) <p style="text-align: center;">n=15</p>	<ol style="list-style-type: none"> 1. Family in Nevada (25.0%) 2. Starting salary or compensation (15.5%) 3. Quality of life (14.5%) 4. Ability to find a job (6.7%) Fellowship availability (6.7%) <p style="text-align: center;">n=84</p>
Leaving Northern Nevada	Leaving Southern Nevada
<ol style="list-style-type: none"> 1. Quality of life (18.8%) 2. Ability to find a job (12.5%) 3. Family (12.5%) 4. Salary or compensation (9.4%) 5. Never intended to practice in Nevada (6.3%) Fellowship availability (6.3%) <p style="text-align: center;">n=32</p>	<ol style="list-style-type: none"> 1. Fellowship or training (21.5%) 2. Salary or compensation (8.4%) 3. Ability to find a job (8.4%) 4. Family in a different state (7.4%) 5. Never intended to practice in Nevada (3.7%) <p style="text-align: center;">N=107</p>

Note: Answers were summarized from Q36, “What is the most important factor that influenced your decision to remain in or leave Nevada?”

Appendix A: Profile of Nevada GME Graduates in 2022

Indicator	North Programs		South Programs		Total	
	Number	Percent	Number	Percent	Number	Percent
Male	28	62.2	84	56.1	112	57.7
Female	17	37.8	65	43.6	82	42.3
US Medical Graduate (USMG)	21	46.7	113	75.3	134	68.7
International Medical Graduate (IMG)	24	53.3	37	24.7	61	31.3
Speak language in addition to English	32	28.1	82	71.9	114	58.5
Allopathic Physicians (MDs)	26	57.8	79	53.7	105	53.9
Osteopathic Physicians (DOs)	6	13.3	66	44.9	72	36.9
MBBS	13	28.9	2	1.4	18	9.2
Resident	40	83.3	170	83.3	210	83.3
Fellow	8	16.7	34	16.7	42	16.7
Debt	24	53.3	107	72.5	131	68.0
No Debt	21	46.7	41	27.5	62	32.0
Average Debt (\$)	279,583		332,160		322,528	

Note: Most of the data in this table was derived from those residents and fellows who responded to the survey. “MBBS” refers to the Bachelor of Medicine and Bachelor of Surgery degree.

Appendix B: Online Questionnaire – Nevada GME Survey 2022

Since 2004, the Nevada Health Workforce Research Center has coordinated the Nevada Graduate Medical Education Graduation Survey. The survey is administered to physicians completing residencies and fellowships in Nevada. The survey assesses the future employment and continuing educational plans of graduating residents and fellows. Please complete the survey if you are graduating at any point in 2022. This survey takes approximately 10 minutes to complete. If you have any questions, please contact Tabor Griswold, PhD at tgriswold@med.unr.edu

Program Location

Q1. Indicate the type of GME training you are completing this year.

- Residency
- Fellowship [If YES, skip to Q3]

Q2. If you chose residency, what is the name of the residency from which you are graduating?

- Anesthesiology
- Emergency Medicine
- Internal Medicine
- Endocrinology
- Family Medicine
- Family Medicine - Rural (Elko)
- Family Medicine - Rural (Winnemucca)
- Gastroenterology
- General Preventive Medicine and Public Health
- Internal Medicine
- Internal Medicine - Primary Care
- Neurology
- Obstetrics and Gynecology
- Orthopedic Surgery
- Otolaryngology
- Pediatrics
- Physical Medicine and Rehabilitation
- Plastic Surgery
- Psychiatry
- Public Health
- Surgery General
- Other: _____ [text]

Q3. If you chose fellowship, what is the name of the fellowship from which you are graduating?

- Acute Care Surgery
- Cardiology
- Child and Adolescent Psychiatry
- EM - EMS Disaster Medicine
- EM - Ultrasound
- FM - Obstetrics
- FM - Sports Medicine
- FM- Urgent Care
- OBG - Minimally Invasive Gynecologic Surgery
- IM - Geriatric Medicine
- IM - Hospice & Palliative Medicine
- IM - Pulmonary Critical Care Medicine
- Orthopedic Surgery
- Otolaryngology
- Physical Medicine and Rehabilitation
- Public Health
- Other: _____ [text box]

Q4. Which hospital or clinic was your primary training location during your GME program?

Facility Name: _____ [from dropdown list]

Q5. Who is the sponsoring institution for your program?

- Barton Health GME
- Southern Nevada Health Dept GME
- Sunrise Health GME Consortium
- University of Nevada, Las Vegas School of Medicine GME
- University of Nevada, Reno School of Medicine GME
- Valley Health System GME
- Valley Hospital/OPTI West GME

Q6. In which county did you spend the majority of your time during your program?

- County: _____ [from dropdown list]

Demographics

Q7. What is your year of birth? _____ [from dropdown list]

Q8. What is your sex? _____ [from dropdown list]

Q9. What is your citizenship status?

- H-1, H-2, H-3 (temporary worker)
- J-1, J-2 (exchange visitor)
- Native born U.S. citizen
- Naturalized citizen
- Permanent resident

Q10. Do you speak a language other than English? Check all that apply.

- Spanish
- Tagalog
- Chinese
- Other: _____ [text box]

Q11. Did you live in the United States when you graduated from high school? _____ [from dropdown list]

Q11. Where did you live when you graduated from high school?

- City: _____ [text box]
- State: _____ [text box]

Q12. In what year did you graduate from medical school? _____ [from dropdown list]

Q13. How many years have you been in Nevada?

- Three years or less
- More than three years and less than six years
- Six or more years

Education

Q14. From which medical school did you graduate?

- Institution Name: _____ [text box]
- State: _____ [text box]
- Country: _____ [text box]

Q15. Which is your degree?

- M.D.
- D.O.
- M.B.B.S.

Debt

Q16. Do you have educational debt?

- Yes [if YES, answer Q15]
- No [if NO, skip to Q16]

Q17. Please estimate your current educational debt? (Dollars, e.g., 100000) _____ [text box]

Scholarly Activity and Research

Q18. If part of your GME training included scholarly activity or research, which of the following best describes your work? Check all that apply.

- Attended a regional or national medical conference
- Conducted a case report and a poster presentation at a regional or national conference
- Conducted a literature review in support of research project, didactic, journal club, or patient support group
- Conducted an original research project with a poster presentation at a regional or national conference
- Led or participated in a QI/QA project
- Published an original research article in a peer review scientific journal
- Received a grant award as a principal investigator or co-investigator
- Submitted a grant proposal as a principal investigator or a co-investigator
- Wrote a book chapter in a textbook related to medicine
- Not applicable, I did not undertake any scholarly activity or research

Q19. What was the topic(s) of your scholarly activity or research? _____ [text box]

Employment Search

Q20. As you were completing your residency or fellowship, did you conduct an employment search?

- Yes, I was offered and accepted employment after conducting a search
- Yes, but I have not been offered employment
- Yes, but I have decided to pursue additional training or a fellowship
- No, I was offered and accepted employment without conducting a search
- No, I am pursuing additional training or a fellowship
- No, I am not looking for employment or pursuing additional training

Q21. At what point in your residency or fellowship did you begin to actively explore employment opportunities, such as obtaining job information or arranging interviews with prospective employers?

- Currently exploring employment opportunities
- 2 to 5 months before graduation
- 6 to 12 months before graduation
- More than 1 year before graduation

Q22. Please indicate how actively you have searched for employment?

- Very actively
- Actively
- Somewhat actively
- Not actively at all

Q23. In your opinion, what is the best source of information regarding employment opportunities?

- Current employer
- Internet/online advertising or classified ads
- Newspaper advertising or classified ads
- Personal networking or peers
- Physician recruiters
- Professional journal advertising
- Recruitment fair
- State or local medical association
- Your specific GME program

Q24. What is your overall assessment of practice opportunities in your specialty in Nevada?

- There are many jobs
- There are some jobs
- There are few jobs
- I don't know

Q25. What is your overall assessment of practice opportunities in your specialty nationally?

- There are many jobs
- There are some jobs
- There are few jobs
- I don't know

Q26. How many job offers did you received in your specialty in the past twelve months? Please exclude fellowships, chief residency, and other training positions.

- No - I have received no job offers
- Yes - I have received 1 to 5 job offers
- Yes - I have received more than 5 job offers

Q27. Which of the following best describes employment barriers in the current job market in Nevada for graduating physicians? Check all that apply.

- Ability to manage student loans and debt
- Credentialing issues
- Lack of desirable shifts
- Lack of employment opportunities for spouse or partner
- Lack of experience
- Lack of full-time positions
- Lack of jobs in specialty areas
- Lack of jobs in specific region
- Lack of jobs that meet visa requirements
- Licensing issues
- Starting salary or compensation
- Other, please specify: _____ [text box]

Additional Training or a Fellowship

Q28. What additional training or fellowship are you pursuing, e.g. type of fellowship program? _____ [text box]

Q29. Are you leaving Nevada to pursue additional training or a fellowship?

- Yes
- No

Q30. If you chose yes, why are you leaving Nevada to pursue additional training or a fellowship?

- Additional training and fellowship opportunities in my field in Nevada are inadequate or in short supply
- Additional training and fellowship opportunities in my field do not exist in Nevada
- Other, please specify: _____ [text box]

Employment

Q31. Upon completion of your current GME training, which of the following best describes your employment position or anticipated position?

- Patient care, office-based
- Patient care, hospital-based
- Administration
- Medical teaching and research
- Other, please specify: _____ [text box]

Q32. Please identify all the incentives you received for accepting your new job. Check all that apply.

- Career development opportunities, e.g. CME
- Educational loan repayment
- H-1 visa sponsorship
- Income guarantees
- J-1 visa waiver
- On-call payments
- Relocation allowances
- Sign-on bonus
- Starting salary
- Other, please specify: _____ [text box]

Q33. Will you be employed or anticipate being employed in Nevada?

- Yes
- No

Q34. In which county of Nevada will you be primarily employed or anticipate being employed?

County: _____ [from dropdown list]

Q35. In which state or territory in the U.S. did you accept employment?

State or territory: _____ [from dropdown list]

Q36. What is the most important factor that influenced your decision to remain in or leave Nevada?

- Ability to find a job
- Availability of free time
- Dealing with managed care requirements
- Dealing with Medicare and Medicaid requirements
- Educational debt
- Electronic health records and administrative tasks
- Enough work to support self or family
- Family in Nevada
- Fellowship availability
- Health care reform or efforts to repeal health care reform
- Incomplete training or experience
- Medical liability and insurance costs
- Never intended to practice in Nevada
- Practice setting
- Quality of life
- Salary/compensation
- Other, please specify: _____ [text box]

Q37. Would you mind sharing your starting salary? All results will be kept confidential and used to better understand employment opportunities for physicians in Nevada. (Dollars, e.g. 100000). _____ [text box]

Final Comments

Q38. What part of your training had the most important impact on your decision to stay or leave, regardless of whether you plan to stay in Nevada or relocate to another state after completing your current residency or fellowship? _____ [text box]

Q39. Do you have any comments about the development of the physician workforce in Nevada? _____ [text box]

Thank you for completing the survey!

If you have any questions about this survey and its findings, please contact Tabor Griswold, PhD, Office of Statewide Initiatives, tgriswold@med.unr.edu. If you want additional information on research undertaken by the Nevada Health Workforce Research Center and the Office of Statewide Initiatives, please visit <https://med.unr.edu/statewide/reports>.

Appendix C: Residency and Fellowship Programs in Nevada Accredited by the Accreditation Council for Graduate Medical Education (ACGME) – 2022

Northern Nevada GME Programs

UNR Medicine GME Programs	Approved Slots	Filled Slots	Percent Filled	PGY1	PGY2	PGY3	PGY4	PGY5	PGY6	PGY7
UNR Residency Programs										
Family Medicine – Reno	24	22	91.7	6	8	8				
Family Medicine – Rural Training Track – Elko	6	6	100.0	2	2	2				
Internal Medicine	82	76	92.7	24	25	26				
Psychiatry	24	24	100.0	6	6	6	6			
Subtotal – UNR Residency Programs	136	135	88.8	40	44	42	6			
UNR Fellowship Programs										
Family Medicine – Sports Medicine	2	2	100.0				2			
Internal Medicine – Geriatric Medicine	5	0	0.0				0			
Internal Medicine – Hospice and Palliative Medicine	4	2	100.0				1	1		
Psychiatry – Child and Adolescent	4	4	100.0				2	2		
Subtotal – UNR Fellowship Programs	15	8	53.3				5	3		
Total – UNR Med GME Programs	151	143	94.7	40	44	45	11	3		
Barton Health/Lake Tahoe Orthopaedic Program	Approved Slots	Filled Slots	Percent Filled	PGY1	PGY2	PGY3	PGY4	PGY5	PGY6	PGY7
Lake Tahoe Orthopaedic Sports Medicine Fellowship	2	2	100.0						2	

Southern Nevada GME Programs

UNLV Medicine GME Programs	Approved Slots	Filled Slots	Percent Filled	PGY1	PGY2	PGY3	PGY4	PGY5	PGY6	PGY7
UNLV Residency Programs										
Emergency Medicine	36	30	83.3	10	10	10				
Family Medicine	15	15	100.0	5	5	5				
Family Medicine Rural Program – Winnemucca	6	6	100.0	2	2	2				
Internal Medicine	82	75	91.5	26	26	23				
Obstetrics and Gynecology	24	24	100.0	6	6	6	6			
Orthopaedic Surgery	20	20	100.0	4	4	4	4	4		
Otolaryngology – Head and Neck Surgery	8	6	75.0	2	1	1	1	1		
Pediatrics	39	36	92.3	10	11	15				
Plastic Surgery – Integrated	6	6	100.0	1	1	1	1	1	1	
Psychiatry	40	40	100.0	10	10	10	10			
Surgery – General	29	34	117.2	9	8	6	5	6		
Subtotal – UNLV Residency Programs	305	292	95.7	85	84	83	27	12	1	
UNLV GME Programs (continued)										

Graduate Medical Education Trends in Nevada – 2022

UNLV Fellowship Programs	Approved Slots	Filled Slots	Percent Filled	PGY1	PGY2	PGY3	PGY4	PGY5	PGY6	PGY7
Emergency Medicine – Pediatric	6	4	66.7				2	2	0	
Family Medicine – Sports Medicine	1	1	100.0				1			
Internal Medicine – Cardiovascular Disease	9	9	100.0				3	3	3	
Internal Medicine – Endocrinology	4	4	0.0				2	2		
Internal Medicine – Gastroenterology	6	6	100.0				2	2	2	
Internal Medicine – Geriatric Medicine	2	1	0.0				1			
Internal Medicine – Pulmonary Disease & Critical Care	16	10	66.7				4	3	3	
Psychiatry – Child and Adolescent	4	4	100.0				2	2		
Psychiatry – Forensic	1	0	0.0					0		
Surgery – Acute Care	5	5	100.0						5	
Surgery – Surgical Critical Care (AAST Accredited)	5	5	100.0							5
Subtotal – UNLV Fellowship Programs	59	49	83.1				17	14	13	5
Total – UNLV Medicine GME Programs	364	341	93.7	85	84	83	44	26	14	5

Sunrise Health GME Consortium	Approved Slots	Filled Slots	Percent Filled	PGY1	PGY2	PGY3	PGY4	PGY5	PGY6	PGY7
Sunrise Health Residency Programs										
Anesthesiology	32	31	96.9	8	8	7	8			
Emergency Medicine	33	27	81.8	11	8	8				
Family Medicine	24	24	100.0	8	8	8				
Internal Medicine	66	66	100.0	22	22	22				
Neurology	12	9	75.0	3	3	3				
Obstetrics and Gynecology	16	16	100.0	4	4	4	4			
Physical Medicine and Rehabilitation	15	3	0.0	1	1	1				
Psychiatry	16	16	0.0	4	4	4	4			
Radiology – Diagnostic	20	25	125.0	5	5	5	5	5		
Surgery – General	28	27	96.4	12	3	4	4	4		
Subtotal – Sunrise Health Residency Programs	262	244	93.1	78	66	66	25	9		
Sunrise Health Fellowship Programs										
Anesthesiology – Critical Care Medicine	3	2	66.7					2		
Internal Medicine – Endocrinology	4	4	100.0				2	2		
Internal Medicine – Gastroenterology	9	9	0.0				3	3	3	
Psychiatry – Addiction Medicine	4	1	25.0					1		
Subtotal – Sunrise Health Fellowship Programs	20	16	80.0				5	8	3	
Total – Sunrise Health GME Programs	282	260	92.2	78	66	66	30	17	3	

Graduate Medical Education Trends in Nevada – 2022

OPTI West/Valley Hospital GME Consortium	Approved Slots	Filled Slots	Percent Filled	PGY1	PGY2	PGY3	PGY4	PGY5	PGY6	PGY7
OPTI West/Valley Hospital Residency Programs										
Family Medicine	15.	15	100.0	5	5	5				
Internal Medicine	45	45	100.0	15	14	16				
Neurology	8	8	100.0	2	2	2	2			
Orthopaedic Surgery	10	10	100.0	2	2	2	2	2		
Subtotal – OPTI West/Valley Hosp Residency Programs	78	78	100.0	24	23	25	4	2		
Fellowship Programs										
Internal Medicine – Gastroenterology	6	6	100.0				2	2	2	
Internal Medicine – Hospice and Palliative Medicine	3	0	0.0							
Internal Medicine – Pulmonary Dx & Critical Care Med	6	10	166.7				4	3	3	
Subtotal – OPTI West/Valley Hosp Fellowship Program	15	16	106.7				6	5	5	
Total – OPTI West/Valley Hospital GME Programs										
	93	94	101.1	24	23	25	10	7	5	

Southern Nevada Health District GME Programs	Approved Slots	Filled Slots	Percent Filled	PGY1	PGY2	PGY3	PGY4	PGY5	PGY6	PGY7
Public Health and General Preventive Medicine	4	1	25.0		0	1				

Valley Health System GME Consortium	Approved Slots	Filled Slots	Percent Filled	PGY1	PGY2	PGY3	PGY4	PGY5	PGY6	PGY7
Valley Health System Residency Programs										
Emergency Medicine	24	16	66.7	8	8	0				
Family Medicine	30	30	100.0	10	10	10				
Surgery – General	28	24	85.7	12	4	4	4	0		
Total – Valley Health System GME Consortium	82	70	85.4	30	22	14	4	0		

State of Nevada GME Programs	Approved Slots	Filled Slots	Percent Filled	PGY1	PGY2	PGY3	PGY4	PGY5	PGY6	PGY7
Residencies	867	820	94.6	257	239	231	66	23	1	
Fellowships	111	91	82.0				33	30	23	5
Total	978	911	91.1	257	239	231	99	53	24	5

Appendix D: GME Graduates by Program in Nevada (Number) – 2013 to 2022

Northern Nevada GME Programs

UNR Medicine GME Programs	2013	2014	2015	2016	2017	2018	2019	2020	2021	2022	Total
UNR Residency Programs											
Family Medicine – Reno	6	7	7	6	4	7	10	7	11	5	70
Family Medicine – Rural Training Track – Elko								2	2	2	6
Internal Medicine	11	12	15	16	18	16	21	26	20	23	178
Internal Medicine – Primary Care Track							4	4	5	3	16
Psychiatry	3	1	2	2	4	3	4	5	5	6	35
Subtotal – UNR Residency Programs	20	20	24	24	26	26	39	44	43	39	305
UNR Fellowship Programs											
Family Medicine – Sports Medicine	1	1	1	1	1	2	2	2	2	2	15
Internal Medicine – Geriatric Medicine	3	0	4	2	4	3	2	4	3	0	25
Internal Medicine – Hospice and Palliative Medicine	2	1	1	3	3	4	2	2	3	2	26
Psychiatry – Child and Adolescent	2	2	2	2	2	2	2	2	2	2	50
Subtotal – UNR Fellowship Programs	8	4	8	8	10	11	8	10	10	6	83
Total – UNR Med GME Programs	28	24	32	32	36	37	47	54	53	45	388
Barton Health/Tahoe Orthopedics and Sports Medicine											
Orthopaedic Sports Medicine Fellowship Program	N/A	N/A	N/A	N/A	N/A	2	2	2	2	2	10

Southern Nevada GME Programs

UNLV Medicine GME Programs	2013	2014	2015	2016	2017	2018	2019	2020	2021	2022	Total
UNLV Residency Programs											
Emergency Medicine	8	7	10	10	10	6	11	9	10	10	91
Family Medicine	4	5	4	6	5	4	5	5	5	5	48
Family Medicine Rural Program – Winnemucca					1	2	2	2	2	2	11
Internal Medicine	20	12	21	21	25	19	19	23	22	55	204
Obstetrics and Gynecology	3	3	3	3	3	2	3	6	7	6	39
Orthopaedic Surgery									5	4	9
Otolaryngology – Head and Neck Surgery				1	1	1	1	1	1	1	7
Pediatrics	10	11	17	12	16	13	12	15	12	13	130
Plastic Surgery – Integrated	1	1	1	1	1	1	1	1	1	1	10
Psychiatry	4	3	3	4	6	5	8	5	9	8	55
Surgery – General	4	4	4	5	6	4	5	6	4	6	48
Subtotal – UNLV Residency Programs	54	46	63	63	74	57	67	72	78	78	652

Graduate Medical Education Trends in Nevada – 2022

UNLV Medicine GME Programs (continued)											
UNLV Fellowship Programs	2013	2014	2015	2016	2017	2018	2019	2020	2021	2022	Total
Emergency Medicine – EMS and Disaster Management											
Emergency Medicine – Pediatric *											
Emergency Medicine – Ultrasound		1									1
Family Medicine – Obstetrics				1							1
Family Medicine – Sports Medicine	1	1	2	2	1	1	1	1	3	2	15
Internal Medicine – Cardiovascular Disease					3	1	3	4	3	3	17
Internal Medicine – Endocrinology *										2	2
Internal Medicine – Gastroenterology					2	2	0	2	2	2	10
Internal Medicine – Geriatric Medicine									1	1	2
Internal Medicine – Pulmonary Disease and Critical Care						4	3	2	4	3	16
Psychiatry – Child and Adolescent				2	0	1	1	0	2	2	8
Psychiatry – Forensic *											
Surgery – Acute Care (Non ACGME fellowship)	2	3	3	2	3	3	3	3	5	7	28
Surgery – Bariatric	0	0	1	0	0	0	0	0	0	0	1
Surgery – Colon and Rectal		1	0	0	0	0	0	0	0	0	1
Surgery – Critical Care (non ACGME)	3	3	3	3	1	3	0	0	5	5	51
Surgery – Hand & Microsurgery	0	1	0	0	1	0	0	0	0	0	2
Surgery – Minimally Invasive Surgery				1	1	0	2	2	0	0	6
Subtotal – UNLV Fellowship Programs	6	10	9	11	12	15	13	14	19	21	130
Total – UNLV Medicine GME Programs	68	56	72	74	86	72	80	86	97	99	790

Sunrise Health GME Consortium	2013	2014	2015	2016	2017	2018	2019	2020	2021	2022	Total
Sunrise Health Residency Programs											
Anesthesiology									6	8	14
Emergency Medicine									9	8	17
Family Medicine								8	8	8	24
Internal Medicine						20	20	19	19	22	100
Neurology ***											
Obstetrics and Gynecology								4	4	4	12
Physical Medicine and Rehabilitation **										5	5
Psychiatry **											
Radiology – Diagnostic *											
Surgery – General							4	2	5	4	15
Subtotal – Sunrise Health Residency Programs						20	24	33	51	59	187

* First Graduates in 2022 ** First Graduates in 2023 *** First Graduates in 2024

Sunrise Health GME Consortium (continued)

Graduate Medical Education Trends in Nevada – 2022

Sunrise Health Fellowship Programs	2013	2014	2015	2016	2017	2018	2019	2020	2021	2022	Total
Anesthesiology – Critical Care Medicine *									0	2	2
Internal Medicine – Endocrinology								0	0	2	2
Internal Medicine – Gastroenterology									0	3	3
Psychiatry – Addiction Medicine								0	0	1	1
<i>Subtotal – Sunrise Health Fellowship Programs</i>							0	0	0	8	8
Total – Sunrise Health GME Programs						20	24	33	51	67	195

OPTI West/Valley Hospital GME Consortium	2013	2014	2015	2016	2017	2018	2019	2020	2021	2022	Total
OPTI West/Valley Hospital Residency Programs											
Family Medicine						5	5	6	5	5	26
Internal Medicine						15	17	46	48	48	75
Neurology						2	2	3	2	2	11
Orthopaedic Surgery							2	2	2	2	8
<i>Subtotal – OPTI West/Valley Hospital Residency Programs</i>						22	26	24	24	24	120
Fellowship Programs											
Internal Medicine – Gastroenterology						1	2	1	2	2	8
Internal Medicine – Pulmonary Critical Care							2	0	3	2	7
<i>Subtotal – OPTI West/Valley Hospital Fellowship Programs</i>						1	4	1	5	4	15
Total – OPTI West/Valley Hospital GME Programs						23	30	25	29	28	135

OPTI West/Nathan Adelson Programs	2013	2014	2015	2016	2017	2018	2019	2020	2021	2022	Total
Hospice and Palliative Medicine											

Southern Nevada Health District GME Programs	2013	2014	2015	2016	2017	2018	2019	2020	2021	2022	Total
Preventive Medicine								0	0	1	1

Valley Health System GME Consortium	2013	2014	2015	2016	2017	2018	2019	2020	2021	2022	Total
Valley Health System Residency Programs											
Emergency Medicine **											
Family Medicine										10	10
Surgery – General **											
<i>Subtotal – Valley Health System Residency Programs</i>										10	10
Total – Valley Health System GME Consortium										10	10
* First Graduates in 2022 ** First Graduates in 2023											

Appendix E: GME Graduates by Program in Nevada (Number Retained) – 2013 to 2022

Northern Nevada GME Programs

UNR Medicine GME Programs	2013	2014	2015	2016	2017	2018	2019	2020	2021	2022	Total
UNR Residency Programs											
Family Medicine – Reno	3	3	4	2	2	2	8	6	10	3	76
Family Medicine – Rural Training Track – Elko								2	2	1	5
Internal Medicine	5	2	10	7	9	6	7	10	6	7	69
Internal Medicine – Primary Care Track							1	1	1	1	4
Psychiatry	2	1	1	1	2	0	2	2	3	2	16
<i>Subtotal – UNR Residency Programs</i>	10	6	15	10	13	8	18	21	22	14	137
UNR Fellowship Programs											
Family Medicine – Sports Medicine	0	0	0	0	0	0	0	2	2	0	4
Internal Medicine – Geriatric Medicine	2	0	2	2	3	1	2	1	0	0	13
Internal Medicine – Hospice and Palliative Medicine	1	1	1	1	1	3	1	0	2	0	14
Psychiatry – Child and Adolescent	1	2	1	1	1	1	2	0	1	0	10
<i>Subtotal – UNR Fellowship Programs</i>	4	3	4	4	5	5	5	3	5	0	38
Total – UNR Med GME Programs	14	9	19	14	18	13	23	24	27	14	175

Barton Health/Tahoe Orthopedics and Sports Medicine	2013	2014	2015	2016	2017	2018	2019	2020	2021	2022	Total
Orthopaedic Sports Medicine Fellowship Program						0	0	0	0	1	1

Southern Nevada GME Programs

UNLV Medicine GME Programs	2013	2014	2015	2016	2017	2018	2019	2020	2021	2022	Total
UNLV Residency Programs											
Emergency Medicine	1	2	3	2	2	4	5	4	7	4	34
Family Medicine	0	1	1	6	2	2	0	2	4	2	20
Family Medicine Rural Program – Winnemucca					0	1	0	1	0	1	3
Internal Medicine	3	6	9	12	7	2	10	9	8	8	74
Obstetrics and Gynecology	1	3	2	1	0	1	2	0	3	3	16
Orthopaedic Surgery									0	1	1
Otolaryngology – Head and Neck Surgery				0	0	0	0	0	0	0	0
Pediatrics	4	4	9	1	2	3	4	3	3	5	38
Plastic Surgery – Integrated	0	0	0	0	0	0	0	0	0	0	0
Psychiatry	3	1	2	3	2	4	4	4	7	8	38
Surgery – General	0	1	1	1	1	1	2	1	1	1	10
<i>Subtotal – UNLV Residency Programs</i>	12	18	27	26	16	18	27	24	33	33	234
UNLV Medicine GME Programs (continued)											

Graduate Medical Education Trends in Nevada – 2022

UNLV Fellowship Programs	2013	2014	2015	2016	2017	2018	2019	2020	2021	2022	Total
Emergency Medicine – EMS and Disaster Management											0
Emergency Medicine – Pediatric*											
Emergency Medicine – Ultrasound		0									0
Family Medicine – Obstetrics				0							0
Family Medicine – Sports Medicine	0	0	1	1	0	1	1	0	1	1	6
Internal Medicine – Cardiovascular Disease					0	0	0	0	0	0	0
Internal Medicine – Endocrinology										1	1
Internal Medicine – Gastroenterology					1	0	0	2	1	1	5
Internal Medicine – Geriatric Medicine	0	0	0	0	0	0	0	0	0	1	1
Internal Medicine – Pulmonary Disease and Critical Care						0	1	1	1	2	5
Psychiatry – Child and Adolescent				2	0	1	1	0	1	2	7
Psychiatry – Forensic											
Surgery – Acute Care (AAST Accredited)	2	2	2	0	0	2	1	2	0	0	11
Surgery – Bariatric	0	0	1								1
Surgery – Colon and Rectal		1									1
Surgery – Critical Care	0	3	0	0	1	2	0	0	1	0	7
Surgery – Hand & Microsurgery	0	0	0	0	0	0	0	1	0	0	1
Surgery – Minimally Invasive Surgery					0	0	0	1	0	8	46
Subtotal – UNLV Fellowship Programs	2	6	4	3	2	6	4	6	5	8	46
Total – UNLV Medicine GME Programs	14	24	31	29	18	24	31	30	38	41	5/1

Sunrise Health GME Consortium	2013	2014	2015	2016	2017	2018	2019	2020	2021	2022	Total
Sunrise Health Residency Programs											
Anesthesiology									3	4	7
Emergency Medicine									6	3	9
Family Medicine								1	5	3	9
Internal Medicine						8	13	10	11	4	76
Neurology											
Obstetrics and Gynecology								1	2	0	3
Physical Medicine and Rehabilitation											
Psychiatry											
Radiology – Diagnostic											
Surgery – General						0	0	0	0	1	1
Subtotal – Sunrise Health Residency Programs						8	13	12	27	13	73
Sunrise Health GME Consortium (continued)											

Graduate Medical Education Trends in Nevada – 2022

Sunrise Health Fellowship Programs	2013	2014	2015	2016	2017	2018	2019	2020	2021	2022	Total
Anesthesiology – Critical Care Medicine							0	0	0	1	1
Internal Medicine – Endocrinology								0	0	2	2
Internal Medicine – Gastroenterology						0	0	0	0	1	1
Psychiatry – Addiction Medicine							0	0	0	1	1
<i>Subtotal – Sunrise Fellowships</i>						0	0	0	0	5	5
Total – Sunrise Health GME Programs						8	13	12	27	18	78

OPTI West/Valley Hospital GME Consortium	2013	2014	2015	2016	2017	2018	2019	2020	2021	2022	Total
OPTI West/Valley Hospital Residency Programs											
Family Medicine						5	5	3	3	1	17
Internal Medicine						12	10	5	11	15	53
Neurology						2	1	1	0	2	4
Orthopaedic Surgery							0	0	2	5	7
<i>Subtotal – OPTI West/Valley Hospital Residency Programs</i>						19	16	9	16	18	78
Fellowship Programs											
Internal Medicine – Gastroenterology						0	0	1	1	0	2
Internal Medicine – Pulmonary Critical Care							1	0	0	2	3
<i>Subtotal – OPTI West/Valley Hospital Fellowship Programs</i>						0	1	2	1	2	5
Total – OPTI West/Valley Hospital GME Programs						19	17	10	17	20	83

OPTI West/Nathan Adelson Programs	2013	2014	2015	2016	2017	2018	2019	2020	2021	2021	Total
Hospice and Palliative Medicine											

Southern Nevada Health District GME Programs	2013	2014	2015	2016	2017	2018	2019	2020	2021	2022	Total
Preventive Medicine								0	0	0	0

Valley Health System GME Consortium	2013	2014	2015	2016	2017	2018	2019	2020	2021	2022	Total
Valley Health System Residency Programs											
Emergency Medicine											
Family Medicine										5	5
Surgery – General											
<i>Subtotal – Valley Health System Residency Programs</i>										5	5
Total – Valley Health System GME Consortium										5	5

Appendix F: GME Retention by Program in Nevada (Percent Retained) – 2013 to 2022

Northern Nevada GME Programs

UNR Medicine GME Programs	2013	2014	2015	2016	2017	2018	2019	2020	2021	2022	Total
UNR Residency Programs											
Family Medicine – Reno	50.0	42.9	57.1	33.3	50.0	28.6	80.0	85.7	90.9	60.0	61.4
Family Medicine – Rural Training Track – Elko								100.0	100.0	50.0	83.3
Internal Medicine	45.5	16.7	66.7	43.8	50.0	37.5	33.3	40.0	30.0	30.4	38.8
Internal Medicine – Primary Care Track							25.0	25.0	20.0	33.3	25.0
Psychiatry	66.7	100.0	50.0	50.0	50.0	0.0	50.0	40.0	60.0	33.3	45.7
<i>Subtotal – UNR Residency Programs</i>	50.0	30.0	62.5	41.7	50.0	30.8	46.2	48.8	51.2	35.9	44.9
UNR Fellowship Programs											
Family Medicine – Sports Medicine	0.0	0.0	0.0	0.0	0.0	0.0	0.0	100.0	100.0	0.0	26.7
Internal Medicine – Geriatric Medicine	66.7	0.0	50.0	100.0	75.0	33.3	100.0	33.3	0.0	0.0	52.0
Internal Medicine – Hospice and Palliative Medicine	50.0	100.0	100.0	33.3	33.3	75.0	50.0	0.0	66.7	0.0	47.8
Psychiatry – Child and Adolescent	50.0	100.0	50.0	50.0	50.0	50.0	100.0	0.0	50.0	0.0	50.0
<i>Subtotal – UNR Fellowship Programs</i>	50.0	37.5	59.4	43.8	50.0	35.1	48.9	44.4	50.9	31.1	45.1
Total – UNR Med GME Programs	50.0	37.5	59.4	43.8	50.0	35.1	48.9	44.4	50.9	31.1	45.1

Barton Health/Tahoe Orthopedics and Sports Medicine	2013	2014	2015	2016	2017	2018	2019	2020	2021	2022	Total
Orthopaedic Sports Medicine Fellowship Program	N/A	N/A	N/A	N/A	N/A	N/A	0.0	0.0	0.0	50.0	10.0

Southern Nevada GME Programs

UNLV Medicine GME Programs	2013	2014	2015	2016	2017	2018	2019	2020	2021	2022	Total
UNLV Residency Programs											
Emergency Medicine	12.5	28.6	30.0	20.0	20.0	66.7	45.5	44.4	70.0	40.0	37.4
Family Medicine	0.0	20.0	25.0	100.0	40.0	50.0	0.0	40.0	80.0	40.0	41.7
Family Medicine Rural Program – Winnemucca					0.0	50.0	0.0	50.0	0.0	50.0	27.3
Internal Medicine	15.0	50.0	42.9	57.1	28.0	10.5	52.6	39.1	36.4	36.4	36.3
Obstetrics and Gynecology	33.3	100.0	66.7	33.3	0.0	50.0	66.7	0.0	42.9	50.0	41.0
Orthopaedic Surgery									0.0	25.0	11.1
Otolaryngology – Head and Neck Surgery				0.0	0.0	0.0	0.0	0.0	0.0	0.0	0.0
Pediatrics	40.0	36.4	52.9	8.3	12.5	23.1	33.3	20.0	25.0	38.5	29.2
Plastic Surgery – Integrated	0.0	0.0	0.0	0.0	0.0	0.0	0.0	0.0	0.0	0.0	0.0
Psychiatry	75.0	33.3	66.7	75.0	33.3	80.0	50.0	80.0	77.8	100.0	69.4
Surgery – General	0.0	25.0	25.0	20.0	16.7	25.0	40.0	25.0	25.0	16.7	20.8
<i>Subtotal – UNLV Residency Programs</i>	22.2	39.1	42.9	41.3	21.6	31.6	40.3	33.8	42.3	42.3	35.9

Graduate Medical Education Trends in Nevada – 2022

UNLV Medicine GME Programs (continued)											
UNLV Fellowship Programs	2013	2014	2015	2016	2017	2018	2019	2020	2021	2022	Total
Emergency Medicine – EMS and Disaster Management											
Emergency Medicine – Pediatric											
Emergency Medicine – Ultrasound		0.0									0.0
Family Medicine – Obstetrics		0.0									0.0
Family Medicine – Sports Medicine	0.0	0.0	50.0	50.0	0.0	100.0	100.0	0.0	33.3	50.0	40.0
Internal Medicine – Cardiovascular Disease					0.0	0.0	0.0	0.0	0.0	0.0	0.0
Internal Medicine – Endocrinology										50.0	50.0
Internal Medicine – Gastroenterology					50.0	0.0	0.0	100.0	50.0	50.0	50.0
Internal Medicine – Geriatric Medicine									0.0	100.0	50.0
Internal Medicine – Pulmonary Disease and Critical Care						0.0	33.3	50.0	25.0	66.7	31.3
Psychiatry – Child and Adolescent				100.0	0.0	100.0	100.0	0.0	50.0	100.0	87.5
Psychiatry – Forensic											
Surgery – Acute Care	100.0	66.7	66.7	0.0	0.0	66.7	33.3	66.7	0.0	0.0	39.3
Surgery – Bariatric			100.0								50.0
Surgery – Colon and Rectal		100.0	0.0	0.0	0.0	0.0	0.0	0.0	0.0	0.0	100.0
Surgery – Critical Care (AAST)	0.0	100.0	0.0	0.0	100.0	66.7	0.0	0.0	50.0	0.0	35.0
Surgery – Hand & Microsurgery	0.0	0.0	0.0	0.0	0.0	0.0	0.0	0.0	0.0	0.0	0.0
Surgery – Minimally Invasive Surgery					0.0	0.0	0.0	50.0	0.0	0.0	16.7
Subtotal – UNLV Fellowship Programs	33.3	60.0	44.4	27.3	16.7	40.0	30.8	42.9	26.3	38.1	35.4
Total – UNLV Medicine GME Programs											
	23.3	42.9	43.1	39.2	20.9	33.3	38.8	34.9	39.2	41.4	35.4

Sunrise Health GME Consortium	2013	2014	2015	2016	2017	2018	2019	2020	2021	2022	Total
Sunrise Health Residency Programs											
Anesthesiology									50.0	50.0	50.0
Emergency Medicine									66.7	37.5	52.9
Family Medicine								12.5	62.5	37.5	37.5
Internal Medicine						40.0	65.0	52.6	57.9	4.5	43.0
Neurology											
Obstetrics and Gynecology								25.0	50.0	0.0	25.0
Physical Medicine and Rehabilitation										20.0	20.0
Psychiatry											
Radiology – Diagnostic											
Surgery – General							0.0	0.0	0.0	25.0	6.7
Subtotal – Sunrise Health Residency Programs						40.0	54.2	36.4	52.9	22.0	39.0

Graduate Medical Education Trends in Nevada – 2022

Sunrise Health GME Consortium (continued)											
Sunrise Health Fellowship Programs	2013	2014	2015	2016	2017	2018	2019	2020	2021	2022	Total
Anesthesiology – Critical Care Medicine							0.0	0.0	0.0	50.0	50.0
Internal Medicine – Endocrinology							0.0	0.0	0.0	100.0	100.0
Internal Medicine – Gastroenterology							0.0	0.0	0.0	33.3	33.3
Psychiatry – Addiction Medicine							0.0	0.0	0.0	100.0	100.0
<i>Subtotal - Sunrise Fellowship Programs</i>							0.0	0.0	0.0	62.5	62.5
Total – Sunrise Health GME Programs							40.0	54.2	36.4	52.9	40.0

OPTI West/Valley Hospital GME Consortium	2013	2014	2015	2016	2017	2018	2019	2020	2021	2022	Total
OPTI West/Valley Hospital Residency Programs											
Family Medicine						100.0	100.0	60.0	60.0	20.0	65.4
Internal Medicine						80.0	58.8	35.7	73.3	100.0	70.7
Neurology							50.0	33.3	0.0	0.0	36.4
Orthopaedic Surgery							0.0	0.0	100.0	100.0	50.0
<i>Subtotal – OPTI West/Valley Hospital Residency Programs</i>						86.4	61.5	37.5	66.7	75.0	65.0
Fellowship Programs											
Internal Medicine – Gastroenterology						0.0	0.0	100.0	50.0	0.0	25.0
Internal Medicine – Pulmonary Critical Care							50.0	0.0	0.0	100.0	42.9
<i>Subtotal – OPTI West/Valley Hospital Fellowship Programs</i>						0.0	25.0	100.0	20.0	20.0	33.3
Total – OPTI West/Valley Hospital GME Programs						82.6	56.7	40.0	58.6	71.4	61.5

OPTI West/Nathan Adelson Programs	2013	2014	2015	2016	2017	2018	2019	2020	2021	2022	Total
Hospice and Palliative Medicine											

Southern Nevada Health District GME Programs	2013	2014	2015	2016	2017	2018	2019	2020	2021	2022	Total
Preventive Medicine								0.0	0.0	0.0	0.0

Valley Health System GME Consortium	2013	2014	2015	2016	2017	2018	2019	2020	2021	2022	Total
Valley Health System Residency Programs											
Emergency Medicine											
Family Medicine										50.0	50.0
Surgery – General											
<i>Subtotal – Valley Health System Residency Programs</i>										50.0	50.0
Total – Valley Health System GME Consortium										50.0	50.0



University of Nevada, Reno
School of Medicine

Office of Statewide Initiatives